


From Turkey to 120 Countries!

SILAGE MAKING PRODUCT CATALOGUE 2024



Your global partner.





MAIZE CHOPPERS

Fimaks maize choppers are long lasting and efficient machines that are powered directly by the tractor's PTO shaft. Fimaks maize choppers operate without putting heavy weight on the tractor.

Fimaks maize choppers are able to perform high-quality chopping by preserving nutrients and the juice of the plants. Knife grinding systems are placed on the maize choppers. Grinding systems help operators to grind knives easily to achieve perfect silage.

Special design crushing drums and flywheels provide strong and continuous blows. The crushed and chopped material blown quickly through the discharge chute towards the trailer. The discharge chutes can be controlled using a hydraulic or electrohydraulic remote control from the tractor's cabin.

Thanks to the foldable chutes that are placed on the machines, machine can be easily stored or maintained. The machine parts are protected by a safety mechanism against overtaking foreign objects.



FORAGE HARVESTERS

Fimaks forage harvesters are long lasting and efficient machines that are powered directly by the tractor's PTO shaft. Forage harvesters are used for harvesting every kind of green fodder and grass in order to make silage.

Fimaks forage harvesters are designed to achieve high quality results. Clean cut and high intake rate are the key elements to get highly efficient performance.

The rotor that has floating knives, cuts and deliver the grass for the next process. For the RF series machines next process is to blow the silage to the trailer. For the Double Chop series next process is to deliver the grass to the auger. Auger pushes the grass to flywheel for secondary chopping. Chopped silage gets blown by the flywheel to the chute.

Fimaks forage harvesters are equipped with floating (recoiling) knives. The floating knives are specially designed in order to prevent the damage to the machine specially when they hit hard materials like stones in the field.



BUILT-IN GRINDING SYSTEM



Grinding systems allow operators to sharpen the knives easily and more efficiently.

FOLDABLE CHUTE



Foldable chutes allow operators to store and maintain the machines easily.

ADJUSTABLE SUPPORT TYRE



Adjustable support tyres are designed to reduce the load on the tractor.

HIGH PERFORMANCE FLYWHEEL



High performance flywheels provide perfect material length and continuous blow.

CRUSHING DRUMS



Crushing drums prepare and transfer crop to the flywheels while preserving the nutrients of the crops.

LONG LASTING KNIVES



Long lasting and high quality knives are placed on the flywheels and on the bottom side of the drums.

HIGH QUALITY GEARBOXES



High quality gearboxes provide long lasting and stable performance.

SHEAR BOLT



Shear bolts are placed on the maize choppers to protect the machine against foreign objects.

CONTROL UNITS



Maize choppers are equipped with hydraulic or electrohydraulic control units that allow operators to control the machine from tractor's cabin.

SELF HYDRAULIC SYSTEM



Fimaks maize choppers are equipped with self hydraulic system that powers the hydraulic components from tractor's PTO shaft. This feature is not applicable for MC10X.

LIFTING AUGERS



Fimaks Bigdrum maize choppers are equipped with crop lifting augers. These feature increases the rate of intake.

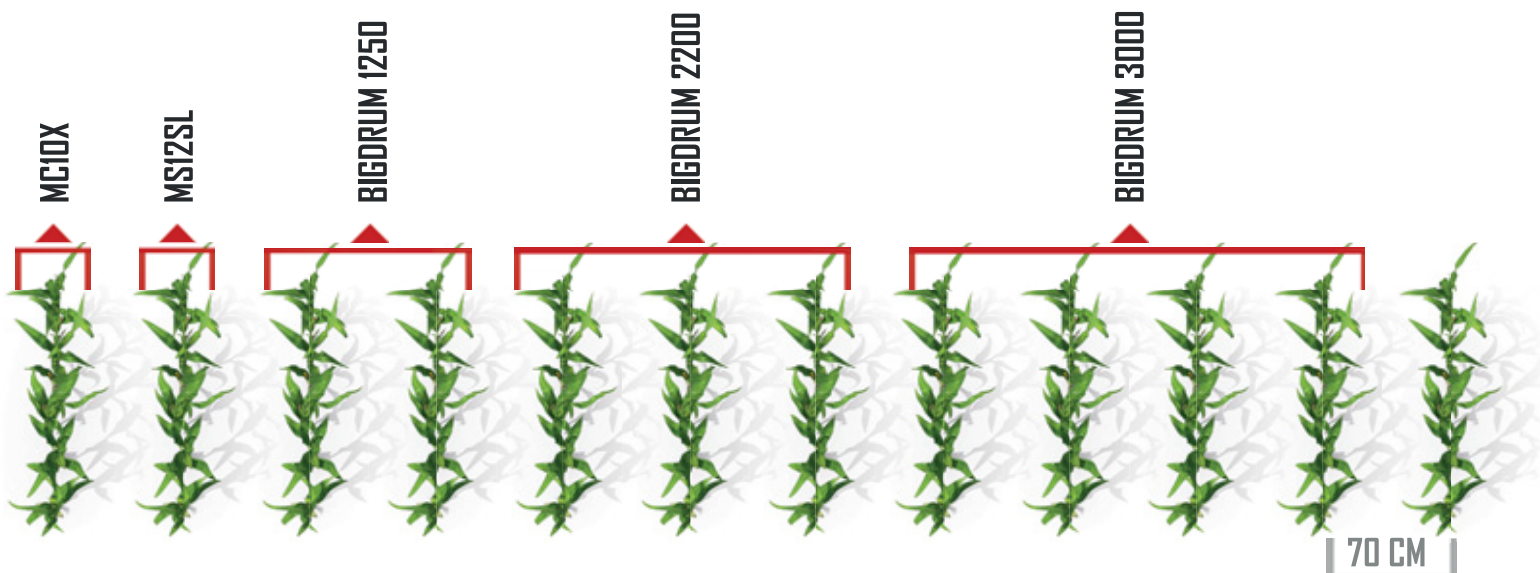
CHUTE EXTENSION



Chute extension is an **optional** feature that increases the reach of the chute.

Fimaks follows an active R&D policy. Technical details, pictures, illustrations and information on this catalogue might change by time. Fimaks reserves the right to make changes without prior notice. Technical details might vary according to chosen optional features.






MAIZE CHOPPER SINGLE ROW MODELS



V-BELT DRIVEN SINGLE ROW MC10X

Height	3000 mm
Length	2100 mm
Width	2300 mm
Weight	600 kg
Power Requirement	45 hp



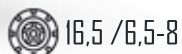
STANDARD FEATURES

- V-Belt driven
- Hydraulic controllable chute
- Grinding system
- Crushing drums
- 10 flywheel knives
- Fixed knife



GEARBOX DRIVEN SINGLE ROW MS12SL

Height	3400 mm
Length	2300 mm
Width	2400 mm
Weight	540 kg
Power Requirement	45 hp



STANDARD FEATURES

- Gearbox driven
- Hydraulic controllable chute
- Grinding system
- Crushing drums
- 12 Flywheel knives
- Fixed knife





2 ROWS
ROW INDEPENDENT BIGDRUM 1250

Height	3550 mm
Length	3800 mm
Width	1950 mm
Working Width	1200 mm
Weight	1400 kg
Power Requirement	90 hp

 175/70-13

 10 Units

 8 Units

STANDARD FEATURES

- Crop lifting auger
- Hydraulic controllable chute
- Hydraulic third arm
- Self-hydraulic system
- Grinding system
- 12 Flywheel knives
- Fixed knife
- Foldable chassis system



3 ROWS
ROW INDEPENDENT BIGDRUM 2200

Height	4275 mm
Length	2900 mm
Width	2450 mm
Working Width	2200 mm
Weight	2050 kg
Power Requirement	150 hp

 2x 185/80-14

 4 Units

 4 Units


STANDARD FEATURES

- Crop lifting auger
- Hydraulic controllable chute
- Self-hydraulic system
- Grinding system
- 12 Flywheel knives
- Fixed knife
- Reverse system



4 ROWS
ROW INDEPENDENT BIGDRUM 3000

Height	4800 mm
Length	2960 mm
Width	3100 mm
Working Width	2800 mm
Weight	2350 kg
Power Requirement	250 hp

 2x 185/80-14

 4 Units

 4 Units

STANDARD FEATURES

- Crop lifting auger
- Hydraulic controllable chute
- Self-hydraulic system
- Grinding system
- 12 Flywheel knives
- Fixed knife
- Reverse system



BUILT-IN GRINDING SYSTEM

Grinding systems allow operators to sharpen the knives easily and more efficiently. Double Chop models are equipped with grinding system.

FOLDABLE CHUTE

Foldable chutes allow operators to store and maintain the machines easily.

SUPPORT TYRES

Adjustable support tyres are designed to reduce the load on the tractor.

HIGH PERFORMANCE ROTOR

High performance perfectly balanced rotors provide perfect cut, collect and continuous blow.

COUNTER KNIFE

Counter knives that are placed on the forage harvesters provides perfectly cut silage.

FLOATING KNIVES

Floating knives recoil when they hit foreign objects. This system protects the rotor and protects the machine.

HIGH QUALITY GEARBOXES

High quality gearboxes provide long lasting and stable performance.

HYDRAULIC CHUTE AND CAP

Hydraulically controlled chute and cap allows operators to blow silage correctly.

CONTROL UNIT

Forage harvesters are equipped with hydraulic control units that allow operators to control the machine from tractor's cabin.

LIFTING PISTON

Forage harvesters are equipped with lifting pistons that allow operators to adjust working height from the tractor's cabin.

TRAILED TYPE

RF series forage harvesters and Double Chop 1500 model forage harvester can be purchased as trailed type.

MOUNTED TYPE

RF series forage harvesters and Double Chop 2100 model forage harvester can be purchased as mounted type.

Fimaks follows an active R&D policy. Technical details, pictures, illustrations and information on this catalogue might change by time. Fimaks reserves the right to make changes without prior notice. Technical details might vary according to chosen optional features.





**SINGLE CHOP
FORAGE HARVESTER RF 152**

Height	3600 mm
Length	4500 mm
Width	3380 mm
Weight	640 kg
Power Requirement	65 hp

 2x 185/80-14

 13 Units

 12 Units

STANDARD FEATURES

- 1,5 mt working width
- Recoiling knives
- Hydraulic controllable chute
- Single chopping
- Trailed or mounted type



**DOUBLE CHOP 1500
TRAILED FORAGE HARVESTER**

Height	3650 mm
Length	2540 mm
Width	2320 mm
Weight	970 kg
Power Requirement	60 hp

 2x 185/80-14


 16 Units

 16 Units

STANDARD FEATURES

- 1,5 mt working width
- Recoiling knives
- Flywheel knives
- Hydraulic controllable chute
- Double chopping
- Trailed type





FIMAKS FACTORY

Organize Sanayi Bolgesi 5 No'lu Cad. No:2
16500 Mustafakemalpasa / Bursa / TURKEY

www.fimaks.com
www.fimaksloader.com
export@fimaks.com

 <https://www.instagram.com/fimaks/>

 <https://www.linkedin.com/company/fimaks/>

 <https://www.youtube.com/user/fimaksagricultural>

 <https://www.facebook.com/fimaksmakina/>

DEALER INFO